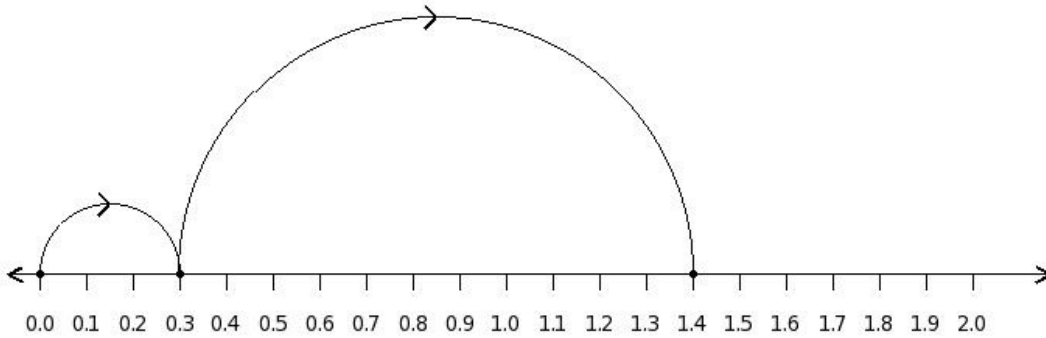


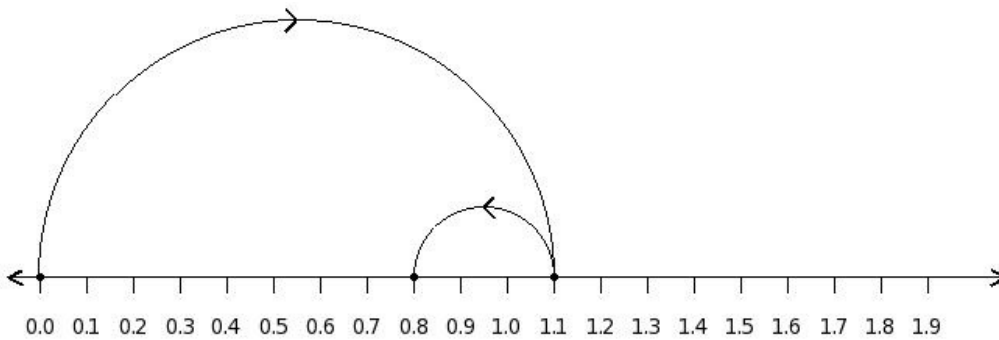


1. Find the equation representing the following decimal number line diagram



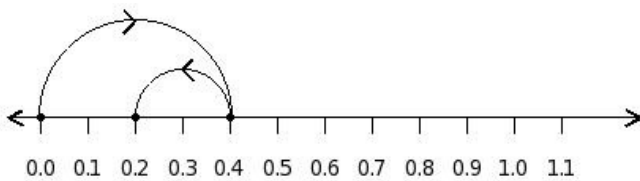
- (i)  $0.3 + 1.1 = 1.4$  (ii)  $0.3 - 1.4 = -1.1$  (iii)  $0.4 + 1.3 = 1.7$  (iv)  $0.2 + 1.1 = 1.3$  (v)  $0.5 - 1.1 = -0.6$

2. Find the equation representing the following decimal number line diagram



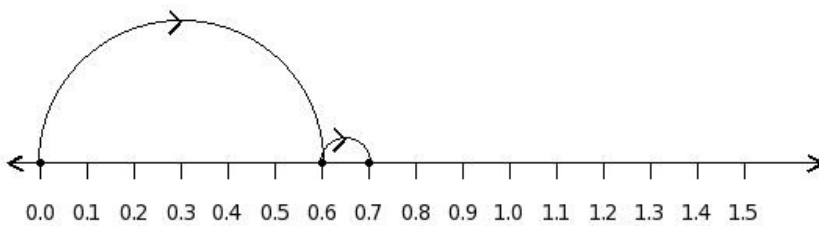
- (i)  $1.1 - 0.6 = 0.5$  (ii)  $1.2 + 0.5 = 1.7$  (iii)  $1.0 + 0.3 = 1.3$  (iv)  $1.1 - 0.3 = 0.8$  (v)  $1.3 - 0.3 = 1.0$

3. Find the equation representing the following decimal number line diagram



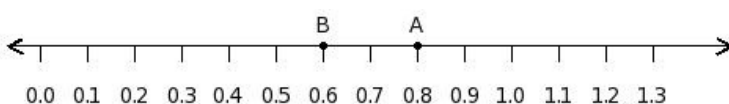
- (i)  $0.6 - 0.2 = 0.4$  (ii)  $0.4 - 0.2 = 0.2$  (iii)  $0.5 + 0.4 = 0.9$  (iv)  $0.4 - 0.5 = -0.1$  (v)  $0.3 + 0.2 = 0.5$

4. Find the equation representing the following decimal number line diagram




- (i)  $0.6 + 0.1 = 0.7$  (ii)  $0.5 + 0.1 = 0.6$  (iii)  $0.8 - 0.1 = 0.7$  (iv)  $0.6 - 0.4 = 0.2$  (v)  $0.7 + 0.3 = 1.0$

5. Find the difference between the decimal values at point A and B



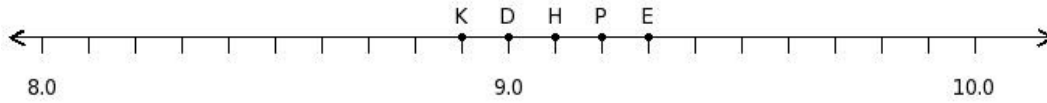
- (i) 0.2000 (ii) -0.0000 (iii) 0.1000 (iv) 0.3000 (v) 0.4000

6. Find the difference between the decimal values at point A and B




- (i) -0.2000 (ii) -0.1000 (iii) -0.5000 (iv) -0.3000 (v) -0.4000

7. Find the position of the decimal number 9.0 on the number line



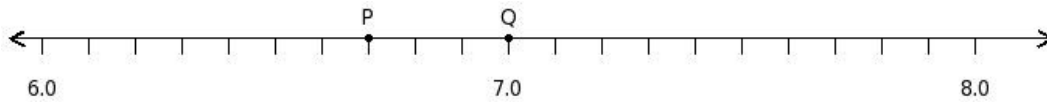
- (i) E (ii) D (iii) P (iv) K (v) H

8. Find the decimal number at the point labelled with letter V




- (i) 5.9 (ii) 5.6 (iii) 6 (iv) 5.3 (v) 5.4

9. Find the sum of the decimal numbers at the points labelled with letters P and Q



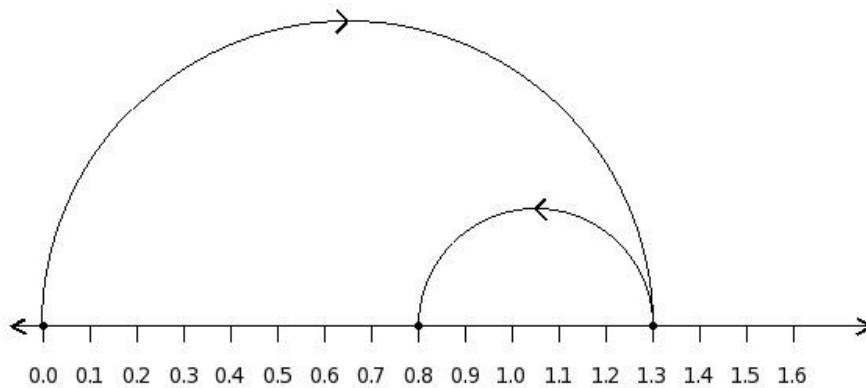
- (i) 13.7 (ii) 13.6 (iii) 14 (iv) 14.2 (v) 14.3

10. Find the difference of the decimal numbers at the points labelled with letters A and B



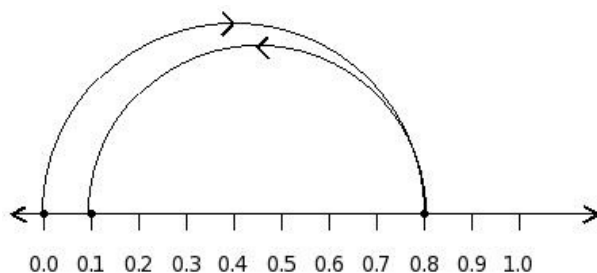
- (i) 0.1 (ii) 0.5 (iii) 0.4 (iv) 0.7 (v) -0.2

11. Find the equation representing the following decimal number line diagram



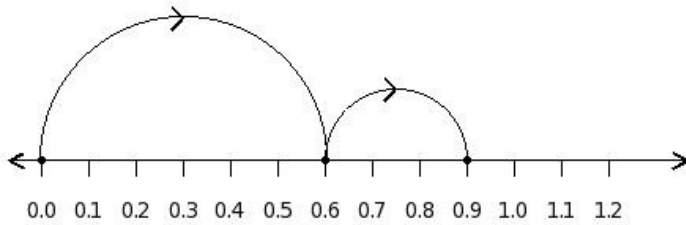
- (i)  $1.3 - 0.8 = 0.5$  (ii)  $1.3 - 0.5 = 0.8$  (iii)  $1.4 + 0.7 = 2.1$  (iv)  $1.2 + 0.5 = 1.7$  (v)  $1.5 - 0.5 = 1.0$

12. Find the equation representing the following decimal number line diagram



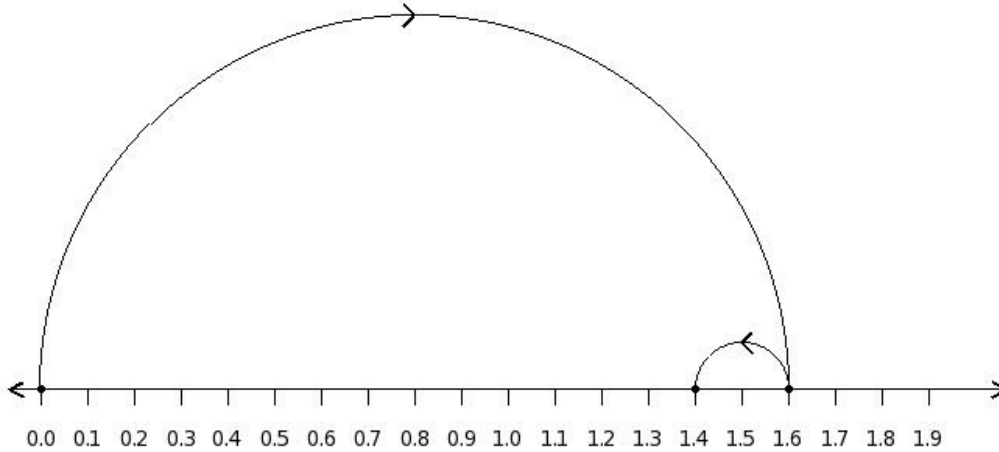
- (i)  $0.8 - 0.7 = 0.1$  (ii)  $1.0 - 0.7 = 0.3$  (iii)  $0.9 + 0.9 = 1.8$  (iv)  $0.8 - 1.0 = -0.2$  (v)  $0.7 + 0.7 = 1.4$

13. Find the equation representing the following decimal number line diagram




- (i)  $0.6 + 0.3 = 0.9$  (ii)  $0.7 + 0.5 = 1.2$  (iii)  $0.8 - 0.3 = 0.5$  (iv)  $0.6 - 0.6 = 0.0$  (v)  $0.5 + 0.3 = 0.8$

14. Find the equation representing the following decimal number line diagram




- (i)  $1.8 - 0.2 = 1.6$  (ii)  $1.5 + 0.2 = 1.7$  (iii)  $1.6 - 0.2 = 1.4$  (iv)  $1.7 + 0.4 = 2.1$  (v)  $1.6 - 0.5 = 1.1$

15. Find the difference between the decimal values at point A and B




- (i) 1.0000 (ii) 1.3000 (iii) 1.1000 (iv) 1.2000 (v) 0.9000

16. Find the difference between the decimal values at point A and B




- (i) 0.4000 (ii) 0.2000 (iii) 0.3000 (iv) 0.5000 (v) 0.1000

17. Find the position of the decimal number 4.6 on the number line



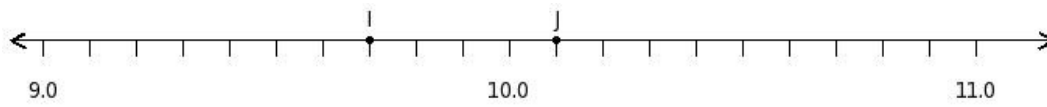
- (i) H (ii) N (iii) Q (iv) K (v) O

18. Find the decimal number at the point labelled with letter Q



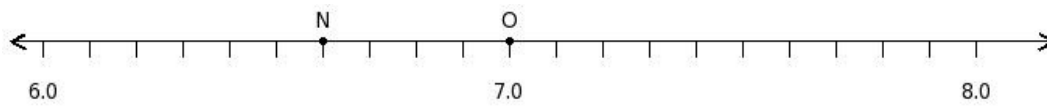
- (i) 6.6 (ii) 6.9 (iii) 6.3 (iv) 7 (v) 7.1

19. Find the sum of the decimal numbers at the points labelled with letters I and J



- (i) 19.9 (ii) 20.4 (iii) 19.8 (iv) 19.5 (v) 20.2

20. Find the difference of the decimal numbers at the points labelled with letters N and O



- (i) 0.6 (ii) 0.2 (iii) 1 (iv) 0.4

## Assignment Key

1) (i)	2) (iv)	3) (ii)	4) (i)	5) (i)	6) (iv)
7) (ii)	8) (v)	9) (i)	10) (i)	11) (ii)	12) (i)
13) (i)	14) (iii)	15) (iii)	16) (iii)	17) (iv)	18) (i)
19) (iii)	20) (iv)				